

## DOUBLE TOP LITE

For top hung sliding wardrobe doors. Max 27kg each.

### APPLICATION

- For built-in furniture, i.e. wardrobes and cupboards in residential applications
- Easily adjusted door height
- Alternative guide channel systems available

### DOOR SPECIFICATION

**Track System** Double Top Lite

For Individual Doors:

Max Door Weight 27kg  
Door Thickness 16-38mm

Lightly framed timber doors or doors made from medium density fibreboard (MDF) must have provision for hangers to be screwed securely to the back face of the doors.

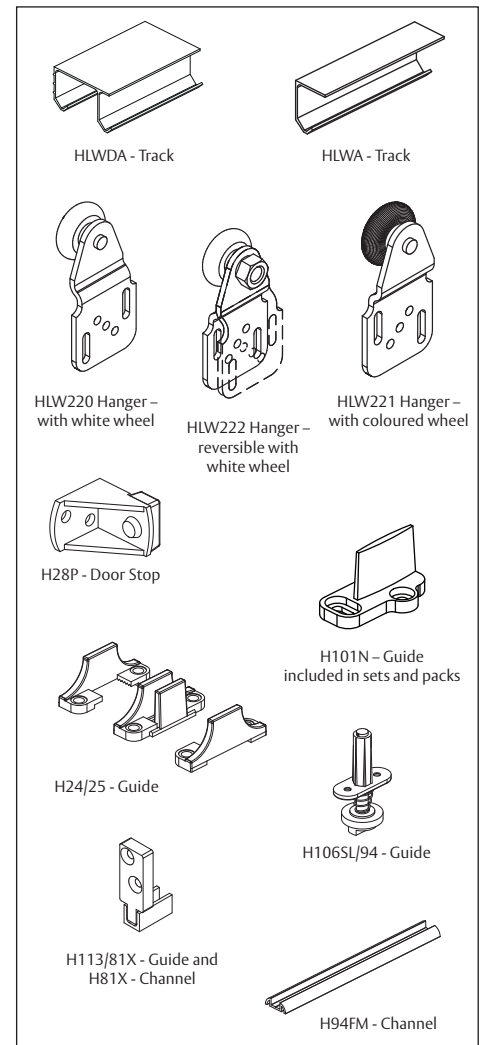
### STANDARD SETS AND PACKS

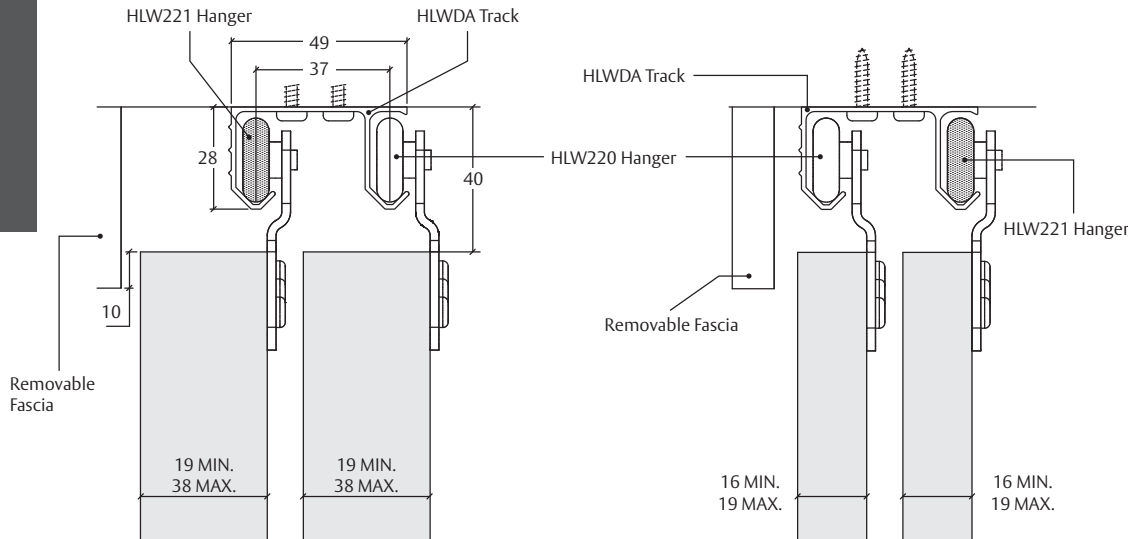
Sets comprise top track, hangers, door stop(s), saw cut guide(s), all screws and fitting instructions.

Set No.	Opening width	Track length	Hardware for
HLW12	1200mm	1200mm	2 doors
HLW15	1500mm	1500mm	2 doors
HLW18	1800mm	1800mm	2 doors
HLW24	2400mm	2400mm	3 doors
Pack No.	Application		
HLW01	1 door pack		

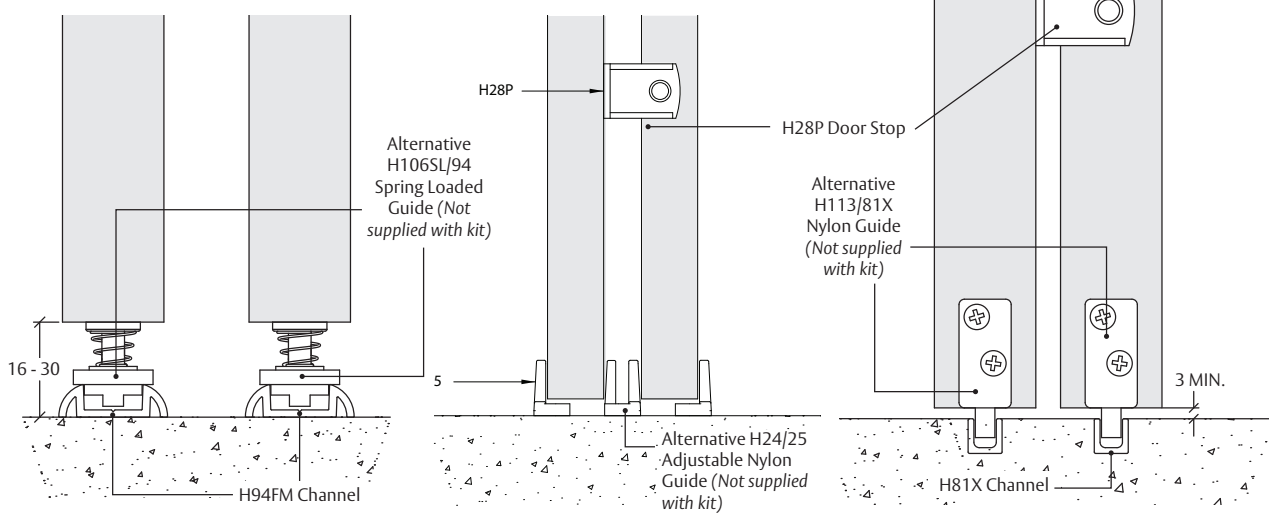
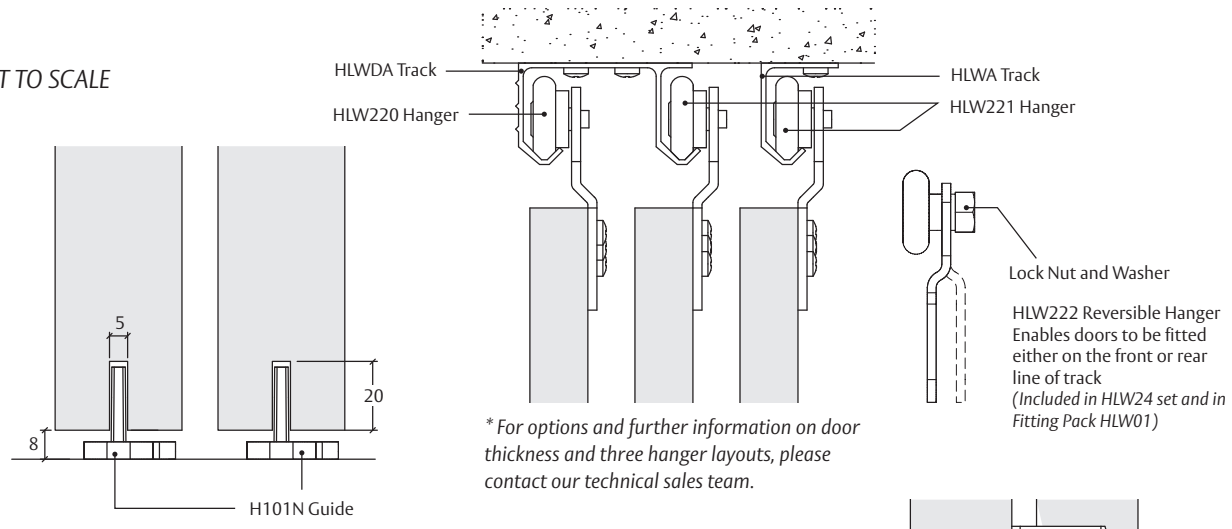
### HARDWARE SPECIFICATION

<b>Track</b>	<b>HLWDA</b>	Aluminium (1200, 1500, 1800, 2400 & 4800mm lengths)	
<b>Hangers</b> (2 per door)	<b>HLW220</b>	Outer offset hanger	
	<b>HLW221</b>	Inner offset hanger	
	<b>HLW222</b>	Reversible offset hanger	
<b>Door Stop</b>	<b>H28P</b>	Rubber-buffered stop	
<b>Guides</b>	<b>H101N</b>	Nylon saw cut guide	
<b>Accessories</b>	<b>Single track</b>	<b>HLWA</b>	Aluminium (1200, 1500, 1800, 2400 & 4800mm lengths)
		<b>Guides</b>	<b>H24/25</b>
		<b>H106SL/94</b>	Spring loaded guide (suits H81X channel & H94FM channel)
		<b>H113/81X</b>	Nylon guide (suits H81X channel)
<b>Channels</b>	<i>For heavy duty applications or where more than 3 doors are required per opening</i>		
	<b>H81X</b>	Aluminium channel (2400 & 3600mm lengths)	
	<b>H94FM</b>	Aluminium channel (2000, 3000, 4000 & 6000mm lengths)	





NOT TO SCALE



**Double Top Lite – 2 Door Application**

**Double Top Lite – 3 Door Application**

